



Resistor Packaging

FILM CHIP PACKAGING							
SIZE	BLISTER TAPE ON REEL ACC. IEC 60286-3					BULK FEEDING MAGAZINE ACC. IEC 60286-6	
	TAPE WIDTH	DIAMETER	PIECES/ REEL	PACKING CODE		PIECES/ MAGAZINE	CODE ²⁾
				PAPER ²⁾	BLISTER ²⁾		
0201	8 mm	180 mm/7"	10 000	P0/RT7			
	Papertape	330 mm/13"	50 000	PZ/RF4			
0402	8 mm	180 mm/7"	10 000	P0/RT7		50 000 ¹⁾	MZ/B27
	Papertape	330 mm/13"	50 000	PZ/RF4			
0603	8 mm Paper-/Blisertape	180 mm/7"	5000	P5/RT1	B5/Na	25 000	MU/B27
		255 mm/10"	10 000	P0/RT5			
		330 mm/13"	20 000	PN/RT6	BN/Na		
0805	8 mm Paper-/Blisertape	180 mm/7"	5000	P5/RT1	B5/Na	10 000	MO/B27
		255 mm/10"	10 000	P0/RT5			
		330 mm/13"	20 000	PN/RT6	BN/Na		
1206	8 mm Paper-/Blisertape	180 mm/7"	5000	P5/RT1	B5/Na		
		255 mm/10"	10 000	P0/RT5			
		330 mm/13"	20 000	PN/RT6	BN/Na		
1210	8 mm Paper-/Blisertape	180 mm/7"	5000	P5/RT1	B5/Na		
		255 mm/10"	10 000	P0/RT5			
		330 mm/13"	20 000	PN/RT6	BN/Na		
1218	12 mm Blisertape	180 mm/7"	4000		B4/RT9		
2010	12 mm Blisertape	180 mm/7"	4000		B4/RO2		
2512	12 mm Blisertape	180 mm/7"	2000		B2/R67		
			4000		B4/R82		

Notes

1. On request
 2. European/N.American packing codes, Na = Not available
- Further information about packing, see appropriate catalog or web page

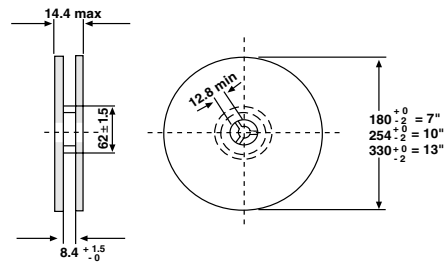
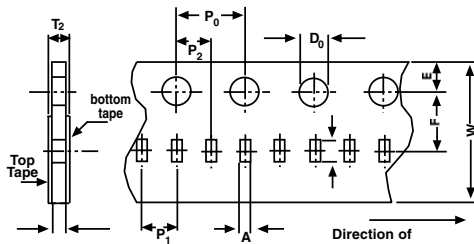
MELF PACKAGING						
SIZE	BLISTER TAPE ON REEL ACC. IEC 60286-3				BULK FEEDING MAGAZINE ACC. IEC 60286-6	
	TAPE WIDTH	DIAMETER	PIECES/REEL	CODE	PIECES/ MAGAZINE	CODE
0102	8 mm Blisertape	180 mm	1000	B1 ¹⁾	8000	M8
		180 mm	3000	B3		
		330 mm	10 000	B0		
0204	8 mm Blisertape	180 mm	1000	B1 ¹⁾	3000	M3
		180 mm	3000	B3		
		330 mm	10 000	B0		
0207	12 mm Blisertape	180 mm	1500	BP		
		330 mm	7500	BS		

Note

1. For TCR ≤ 25 ppm/K and Tolerance ≤ 0.25 % only

WIREWOUND PACKAGING (WSC, WSF, WSK, WSL, WSN, WSR, WSZ)							
SIZE	REEL			PACKAGING CODE		BULK	
	TAPE WIDTH	DIAMETER	MAXIMUM PIECES/REEL	PAPER TAPE	BLISTER TAPE	LOOSE IN PLASTIC BAG	
						MAXIMUM PIECES/BAG	CODE
0805	8 mm	180 mm/7"	5000	RT1		5000	B43
1206	8 mm	180 mm/7"	4000		R86	4000	B43
1506	12 mm	180 mm/7"	4000		R86	2500	B43
2010	12 mm	180 mm/7"	4000		R86	2500	B43
2012	12 mm	330 mm/13"	2000		R86	1000	B43
2512	12 mm	180 mm/7"	2000		R86	2000	B43
2515	16 mm	330 mm/13"	2000		R86	1000	B43
3637	16 mm	330 mm/13"	4000		R86	250	B43
4527	24 mm	330 mm/13"	1200		R86	1000	B43
6927	32 mm	330 mm/13"	725		R86	300	B43
7532	32 mm	330 mm/13"	350		R86	300	B43
WSR2 & 3	24 mm	330 mm/13"	1500		R86	1000	B43

8 mm PAPER TAPE: 2 mm PITCH, CHIP STYLES

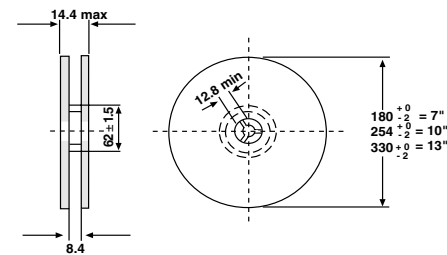
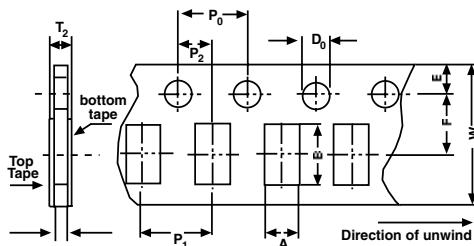


SIZE	A ₀ ± 0.05	B ₀ ± 0.05	D ₀ + 0.1	P ₀ ± 0.1	P ₁ ± 0.05	P ₂ ± 0.05	E ± 0.1	F ± 0.05	W ± 0.2	T ₂ max.	T ± 0.05
0201 ¹⁾	0.38	0.68	1.5	4.0	2.0	2.0	1.75	3.5	8.0	0.39	0.27
0402	0.65	1.15	1.5	4.0	2.0	2.0	1.75	3.5	8.0	0.5	0.4

Notes

- Punched tape
- For further information regarding taping, see IEC 60286-3 and EIA 481-1, -2

8 mm PAPER TAPE, CHIP STYLES

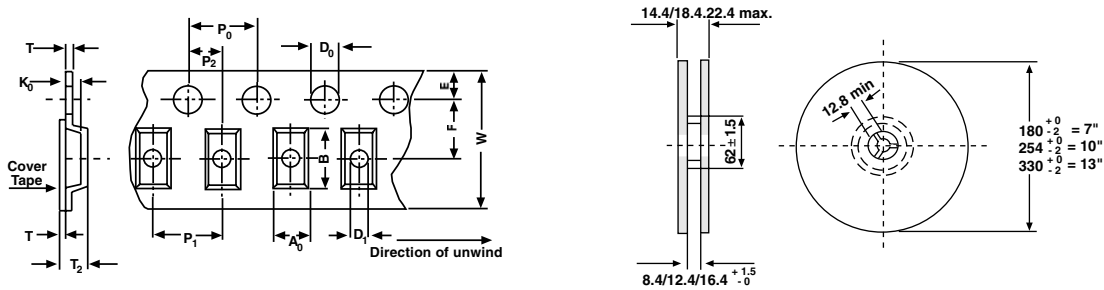


SIZE	A ₀ ± 0.05	B ₀ ± 0.05	D ₀ + 0.1	P ₀ ± 0.1	P ₁ ± 0.05	P ₂ ± 0.05	E ± 0.1	F ± 0.05	W ± 0.2	T ₂ max.	T ± 0.05
0603	1.15	1.85	1.5	4.0	4.0	2.0	1.75	3.5	8.0	0.8	0.6
0805	1.65	2.4	1.5	4.0	4.0	2.0	1.75	3.5	8.0	0.85	0.6
WSL0805	1.65	2.4	1.5	4.0	4.0	2.0	1.75	3.5	8.0	0.85	0.6
1206	2.0	3.5	1.5	4.0	4.0	2.0	1.75	3.5	8.0	1.0	0.75
1210	2.8	3.6	1.5	4.0	4.0	2.0	1.75	3.5	8.0	1.0	0.75

Note

- For further information regarding taping see IEC 60286-3 and EIA 481-1, -2

8 mm/12 mm/16 mm BLISTER CARRIER TAPE: CHIP STYLES

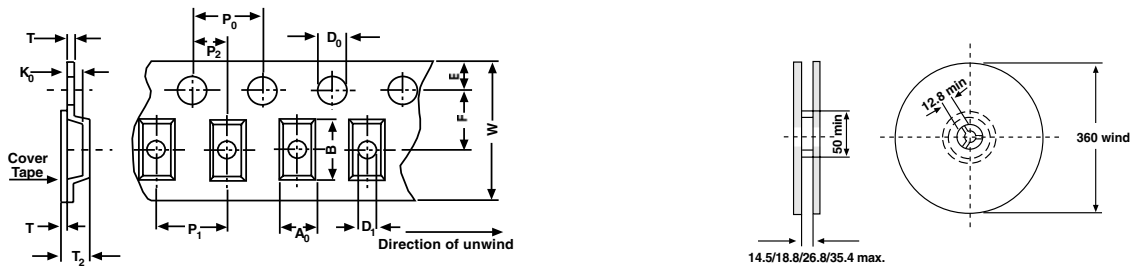


SIZE	A ₀ + 0.1/- 0.05	B ₀ + 0.01/- 0.05	D ₀ + 0.1	D ₁ max.	P ₀ ± 0.1	P ₁ ± 0.1	P ₂ ± 0.05	E ± 0.05	F ± 0.05	W + 0.2	K ₀ max.	T ₁ max.	T ₂ max.	T max.
0603	1.1	1.85	1.5	1.0	4.0	4.0	2.0	1.75	3.5	8.0	0.65	0.1	0.9	0.25
0805	1.5	2.25	1.5	1.0	4.0	4.0	2.0	1.75	3.5	8.0	0.7	0.1	0.95	0.25
1206	1.9	3.5	1.5	1.0	4.0	4.0	2.0	1.75	3.5	8.0	0.85	0.1	1.1	0.25
WSL1206	1.91	3.51	1.5	1.0	4.0	4.0	2.0	1.75	3.51	8.0	0.69	0.1	1.09	0.3
WSL1506E	2.134	4.343	1.5	1.5	4.0	4.0	2.0	1.75	5.5	12.0	0.69	0.1	1.1	0.3
1210	2.8	3.6	1.5	1.0	4.0	4.0	2.0	1.75	3.5	8.0	0.95	0.1	1.25	0.3
1218	3.45	4.9	1.5	1.5	4.0	4.0	2.0	1.75	5.5	12.0	0.9	0.1	1.15	0.25
2010	2.8	5.6	1.5	1.5	4.0	4.0	2.0	1.75	5.5	12.0	0.9	0.1	1.2	0.3
WSL2010	2.79	5.38	1.5	1.5	4.0	4.0	2.0	1.75	5.51	12.0	0.69	0.1	1.09	0.3
WSL2010E	2.8	5.6	1.5	1.5	4.0	4.0	2.0	1.75	5.5	12.0	0.9	0.1	1.2	0.3
2512	3.55	6.85	1.5	1.5	4.0	4.0/8.0	2.0/4.0	1.75	5.5	12.0	0.9/0.8	0.1	1.2/1.1	0.3
WSL2512/ WSK2512	3.42	6.63	1.5	1.5	4.0	4.0/8.0	2.0/4.0	1.75	5.51	12.0	0.69	0.1	1.09	0.3
WSL2512E	3.55	6.85	1.5	1.5	4.0	4.0/8.0	2.0/4.0	1.75	5.5	12.0	0.9 0.8	0.1	1.2 1.1	0.3
WSL3637	9.6	9.9	1.5	1.5	4.0	12.0	2.0	1.75	7.5	16.0	0.9	0.1	1.4	0.4

Note

- For further information regarding taping, see EIA 481-1, -2

12 mm/16 mm/24 mm/32 mm BLISTER CARRIER TAPE: WSC/WSF/WSN/WSR/WSZ

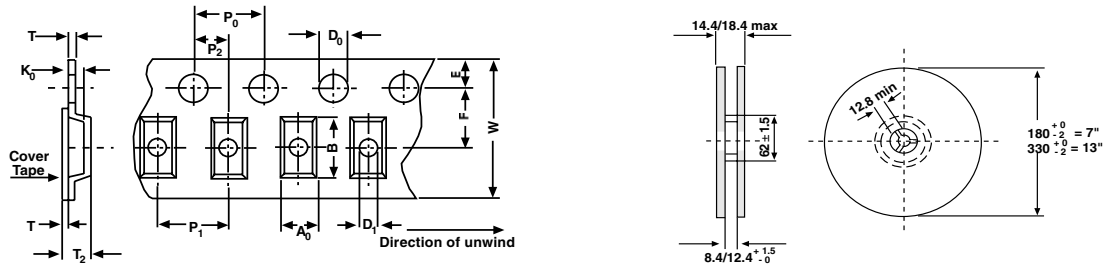


SIZE	A ₀ ± 0.15	B ₀ ± 0.15	D ₀ ± 0.1	D ₁ MAX.	P ₀ ± 0.1	P ₁ ± 0.1	P ₂ ± 0.1	E ± 0.1	F ± 0.1	W + 0.3	K ₀ max.	T ₁ max.	T ₂ max.	T max.
2012	3.5	5.6	1.5	1.5	4.0	8.0	2.0	1.75	5.5	12.0	2.9	0.1	3.4	0.4
2515	4.3	7.1	1.5	1.5	4.0	8.0	2.0	1.75	7.5	16.0	3.4	0.1	3.9	0.4
4527	7.3	12.0	1.5	1.5	4.0	12.0	2.0	1.75	11.5	24.0	4.7	0.1	5.2	0.4
¹⁾ 6927	7.5	18.3	1.5	2.0	4.0	12.0	2.0	1.75	14.2	32.0	7.6	0.1	8.1	0.4
¹⁾ WSZ753	9.2	20.9	1.5	N/A	4.0	16.0	2.0	1.75	14.2	32.0	10.4	0.1	10.9	0.4
WSR2 & 3	7.4	12.1	1.5	1.5	4.0	12.0	2.0	1.75	11.5	24.0	2.9	0.1	3.4	0.4

Notes

- For further information regarding taping, see EIA 481-1, -2, -3
- 1. 6927 and WSZ7532 pocket shapes are slightly different than shown; however, dimensions that are given are correct

8 mm/12 mm BLISTER CARRIER TAPE: MELF STYLES

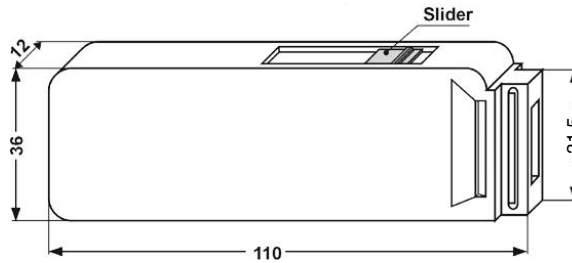


SIZE TOLERANCE	A ₀ + 0.1/- 0.05	B ₀ + 0.1/- 0.05	D ₀ + 0.1	D ₁ max.	P ₀ ± 0.1	P ₁ ± 0.1	P ₂ ± 0.05	E ± 0.05	F ± 0.05	W + 0.2	K ₀ + 0.1	T ₁ max.	T ₂ max.	T max.
0102	1.3	2.45	1.5	1.0	4.0	4.0	2.0	1.75	3.5	8.0	1.2	0.1	1.55	0.25
0204	2.0	3.65	1.5	1.0	4.0	4.0	2.0	1.75	3.5	8.0	1.5	0.1	1.85	0.25
0207	2.6	5.9	1.5	1.5	4.0	4.0	2.0	1.75	5.5	12.0	2.3	0.1	2.65	0.25

Note

- For further information regarding taping see IEC 60286-3 and EIA 481-1, -2

BULK CASE FOR CHIP AND MELF STYLES



CHIP SIZE	PIECES/MAGAZINE	MELF - SIZE	PIECES/MAGAZINE
0402	50 000	0102	8000
0603	25 000	0204	3000
0805	10 000	0207	N. A.